


DISCUSSION GUIDE



Jacketed Hardcover. On Sale: September 2016
English Edition: 978-0-545-88378-8 • \$17.99
Spanish Edition: 978-1-338-04401-0 • \$17.99

From the #1 *New York Times* bestselling creative team—**Eric Litwin** and **Tom Lichtenheld**—this brand new series stars a fun-loving, music-making, dance-digging, kindness-rocking pup: Groovy Joe.

This guide includes:

- Fun activities
- Reproducibles
- English and Spanish language websites with **FREE** downloadable songs, videos, and more!



Photo © Erin Scott.

Eric Litwin is the #1 *New York Times* bestselling author who merges literacy and music. He is the author of *Pete the Cat: I Love My White Shoes* and three follow-up Pete the Cat adventures. Visit Eric online at ericultwin.com.



Photo © Marc Andrew Stephens.

Tom Lichtenheld is the illustrator of the *New York Times* bestselling *Goodnight, Goodnight, Construction Site* and *Exclamation Mark*. Visit Tom online at tomlichtenheld.com.

The Story Starts Here.

 SCHOLASTIC

Robin Eames-James, a teacher from Powhatan, Virginia, contributed to the creation of this guide.

scholastic.com/groovyjoestories
scholastic.com/cuentosjoseelchevere

TM & © Scholastic Inc.
Illustrations © 2016 by Tom Lichtenheld.

Dear Reader,

I'm excited for you to meet a lovable new character: **GROOVY Joe!**

Groovy Joe is totally positive, fun, and a real problem solver. He's full of life and ready to help you get groovy—and learn to read!

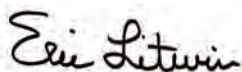
In his first adventure, *Groovy Joe: Ice Cream & Dinosaurs*, Joe meets three roaring dinosaurs who are hungry for his doggy ice cream! *Oh, no!* Fortunately, Joe knows just what to do, and soon enough he has them all sharing while moving and singing along.

Groovy Joe: Ice Cream & Dinosaurs has sensational singing, rocking rhymes, rolling rhythms, inspiring illustrations, and an unforgettable, caring character. You'll love reading, singing, and dancing with Groovy Joe and his friends.

Go to the websites below to hear my free downloadable musical performance of this rocking story in English and Spanish. While you're there, check out "The Groovy Dance," Joe's very own disco doggy dance track!

Get Groovy!

Eric Litwin



English language website:

scholastic.com/groovyjoestories

Spanish language website:

scholastic.com/cuentosjoseelchevere





This Is How I Share!

Draw a picture of a way you could share at school, at home, or on the playground.

School

Home

Playground

The Story Starts Here.

 SCHOLASTIC

scholastic.com/groovyjoestories
scholastic.com/cuentosjoseelchevere

TM & © Scholastic Inc.
Illustrations © 2016 by Tom Lichtenheld.

Fill in the Rhymes!

For each pair of sentences, fill in the blank to complete the rhyme.
Use the word bank to help you.

- Groovy Joe saw something yummy.
Groovy Joe started rubbing his _____.
- Groovy Joe was living the dream.
He had a spoon and a tub of doggy _____.
- He put on a bib! He pulled up a chair!
What did Joe say? "It's awesome to _____!"
- The ice cream was through.
What can Joe _____?
- The dinosaurs laughed. They rose from their chairs.
They started to dance.
They jumped in the _____.



Word Bank

tummy

guitar

do

dinosaur

smash

share

squirrel

ice cream

air

The Story Starts Here.




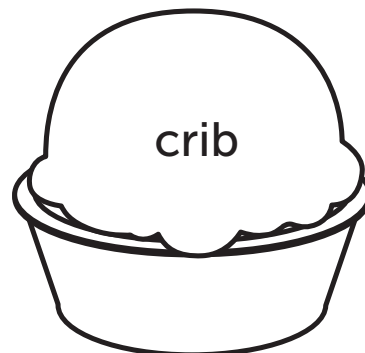



SCHOLASTIC

scholastic.com/groovyjoestories
scholastic.com/cuentosjoseelchevere

TM & © Scholastic Inc.
 Illustrations © 2016 by Tom Lichtenheld.

Match the Rhymes

Find the pairs of rhyming words. Match them up by coloring the ice-cream scoops the same color.



The Story Starts Here.



scholastic.com/groovyjoestories
scholastic.com/cuentosjoseelchevere

TM & © Scholastic Inc.
Illustrations © 2016 by Tom Lichtenheld.

Joe's Groovy Teaching Tips

Sharing Makes Me Feel...

Give each student a set of cards showing a variety of facial expressions—happy, sad, angry, etc. Then begin a discussion about the importance of sharing. Ask children to think about a time when someone shared (or didn't share) with them, as well as a time they shared (or didn't share) with someone else. Go around the room and encourage kids to hold up cards representing each emotional response.


Sharing and Keeping

Gather pictures of familiar objects—like books, toys, toothbrushes, etc. Then lead a discussion about the types of things that are and are not appropriate to share. Draw two columns on a large piece of paper, labeling one column "Sharing" and the other "Keeping." Hold each picture up (one at a time) and ask students if it belongs in the "Sharing" or "Keeping" column and why.

Share and Tell

Instead of a typical show-and-tell, invite students to bring in something they can share with the entire class—like a roll of stickers, a class set of pencils, a homemade craft, etc.

Use the reproducible activities in this guide to extend the fun!



The Story Starts Here.

 SCHOLASTIC

scholastic.com/groovyjoestories

scholastic.com/cuentosjoseelchevere

TM & © Scholastic Inc. Illustrations © 2016 by Tom Lichtenheld.