


#11982

HOW DID THAT HAPPEN?

SUNBURST VISUAL MEDIA, 2003

Grade Level: 1–4

14 Minutes



CAPTIONED MEDIA PROGRAM RELATED RESOURCES

[#12053 BUZZ, BUZZ, BUZZ: DID YOU HEAR ABOUT...?](#)

[#12054 LEARNING ABOUT HONESTY](#)

[#12056 DOING THE RIGHT THING: BUILDING CHARACTER](#)

[#12060 I SAID I WOULD AND I WILL](#)

[#12064 LET'S MAKE UP](#)



How Did That Happen?



**SUNBURST
VISUAL MEDIA™**



Credits

Executive Producer: Susan Eikov Green
Video Production: Bossert and Company
Teacher's Guide: Barbara Christesen
Print Material Design: Christine Molino

© 2003 Sunburst Visual Media, a division of Global Video, LLC
ISBN 0-7805-6471-5



Table of Contents

Program Overview	5
Viewing the Video	6
Discussion Questions	8
Bulletin Board Starters	9
Suggested Activities	10
Send-Home Page	13
K Take-Home Book	14
Grade 1 Take-Home Book	15
Activity Sheets*	16
Activity Sheets Answer Keys	33
Suggested Reading	35
Reading for Parents and Educators	35
Fiction for grades K-2	36
Additional Resources from Sunburst Visual Media	37
Script	38

* Sunburst Visual Media grants permission to duplicate activity sheets.

This Program includes:

- 1 video, approx. 15 minutes
- 1 teacher's guide, 15 activities



Program Overview

Why Should Children View this Program?

Children in the primary grades are often confronted with situations which they cannot readily explain. They don't have enough life experience to understand cause and effect. Since they do not understand why something happened, they sometimes chalk it up to magic, or label the event a "mystery." Children may need help seeing that things usually happen for a reason, and that nothing happens "by magic." *How Did That Happen?* is designed to help children develop the thought processes necessary to understand things that happen in their everyday lives. Short, realistic vignettes present specific problems for them to discuss and explore—problems concerning the importance of being responsible, avoiding carelessness, and being considerate of others. By getting involved with these situations, children begin to grasp the concept of cause and effect. And in the process they develop a better understanding of what's going on in their lives.

Learning Objectives

Children will:

- understand the importance of acting responsibly.
- learn how to retrace their steps when trying to figure out how or why something happened.
- understand the kinds of problems that can result from careless or irresponsible behavior.
- become more sensitive to the feelings of others.

Video Content

- Three short, realistic vignettes in which children learn how to figure out how or why some puzzling event occurred.
- A host who introduces and discusses the lesson in each situation.
- A young girl "magician" who gets involved in humorous situations.

Preview Questions

- Have you ever seen a magician? Do you think magicians can do magic?
- How does a magician make amazing things happen if they are not magic? Does anyone have magic powers?
- What do you do when something happens that you don't understand?



Viewing the Video

Introduction


The video opens with a young girl, who calls herself The Great Wizzooni, putting on a magic show. At first the audience is amazed by her tricks. But when she makes some clumsy mistakes and the kids see how the tricks were done, they get mad and call her a phony. She replies that nobody has real magic powers, and the host appears and emphasizes that there is always a reason why things happen—even very “mysterious” things.

Part 1

Jill goes to the library to return a book. But when she reaches into her backpack, the book isn't there. Jill is amazed that the book just “disappeared”. She's also upset to learn that the book was brand new. The librarian suggests that Jill retrace her steps and try to remember everything she did from the time she left her house that morning. Jill thinks back to the time she put the book in her backpack and went outside to wait for the bus. She remembers meeting different people; she also remembers putting a lot of things in her backpack. When lunchtime arrives, Jill has to take everything out of her backpack to get to her squashed sandwich at the bottom. She starts to re-pack the bag when her friend Liana tells her to hurry up. Jill is in such a rush to put everything back that she forgets about the book. In retracing her steps, she suddenly remembers that she left the book on the window sill in her classroom, and the mystery is solved.

Part 2

David arrives home from school one day and his father greets him with the news that Oscar, his parakeet, is missing from his cage. David runs to the empty cage and stares, then declares that it's “impossible” for the cage to be empty. He and his older brother Tom anxiously search the house, and at last they find Oscar sitting on top of the shower curtain in the bathroom. David insists he doesn't know how the bird could have gotten out of the cage. Tom says that there has to be a reason, because cage doors don't open by magic and parakeets can't open doors by themselves. He begins to ask David a series of questions to help him remember everything he did that morning. David remembers uncovering Oscar's cage and opening the door to feed him. He is sure he closed the door. But then he remembers that his father had called him and told him to hurry. He had run to his room to get his jacket, and he forgot to close the cage door. Another mystery is solved.



Part 3

Maria goes up to her best friend Peter and asks him what time he's coming over to her house that afternoon. To her amazement, Peter angrily replies that he's not coming today—or ever again—and he storms away. Mystified, Maria goes home and tells her mother that she hasn't got a clue why Peter is mad. "It was like magic", she says. Her mother asks if they had a fight, or if Maria said anything to upset him or to hurt his feelings. Maria insists she didn't do anything, but her mother believes that Peter wouldn't get so angry unless there was a reason. Gradually Maria remembers that at lunchtime Peter had been eating a bunch of carrots, and the kids began teasing him and calling him Peter Rabbit. Everyone was laughing, so Maria began to laugh and go along with the joke. She didn't realize how angry this made Peter. As she tells her mother the story, she insists that it was "just a joke" and she didn't mean anything by it. Her mother asks her how she would have felt if Peter laughed at her in front of everyone. Maria admits that she wouldn't like it, and finally understands that Peter has a reason for being mad. She apologizes to him, and the two friends make up.

Conclusion

"The Great Wizzooni" is doing her final magic trick—an escape from handcuffs. But she messes up again and finds herself struggling to get free and finally asking for help. Her giggling audience wants to know, "How did that happen?"



Discussion Questions

Introduction

What was the most amazing magic trick you ever saw? How do you think the magician did this trick? Have you ever tried to do a magic trick? How did it turn out?

How did The Great Wizzooni give away the secrets of her tricks? Why did the audience get angry at her? How did she answer them?

Part 1

What did Jill think when she realized that the library book was not in her backpack? Why do you think she felt this way?

What advice did the librarian give Jill? What does it mean to "retrace your steps"? How did this help Jill to remember where the book was?

Do you think you should be more careful with library books than you are with your own books? Explain.

Part 2

Why were David and his brother so worried about Oscar? How would you feel if you couldn't find your pet? What would you do?

Did David tell his brother he had closed the cage door? Why did his brother keep saying he must have left it open?

How do you think David will take care of Oscar from now on?

Part 3








Have you ever been teased by someone? How did it feel? Why did Maria tease her best friend Peter? Why was Peter angrier at Maria than he was at the other kids?

Why did Maria think Peter was just being silly? What helped her understand how he felt?

Did you ever have a fight with your best friend? What caused it? How did you make up?



Bulletin Board Starters

-  Ask children to choose one scene from the video and illustrate it. They can use crayons, paints, or cut paper. Display the pictures on the bulletin board.
-  Ask children to write or dictate stories about how they successfully used one of the tips from the video. Display these stories on the bulletin board.
-  Ask children to write or dictate letters they would write to a friend whom they had hurt without realizing it. Display these letters on the bulletin board. Children may add a picture of their friend if they wish.
-  Give each child a large sheet of drawing paper. Ask children to make up names for a magician. Then have children create posters that their magician might use to advertise his or her magic show.
-  Divide a bulletin board into two sections labeled "Lost" and "Found". Each time someone loses something, write the name of the item in the Lost column, along with the date it was lost. When the item is found, write the date in the Found column. If it is not found after a week, write the word "mystery" in the Found column. Check from time to time to see how many "mysteries" there are in your classroom.
-  Give each child drawing paper and finger paints to draw a picture of a happy pet. Under the picture have the child write a sentence explaining why the pet is happy. Display the pictures on the bulletin board.
-  Divide class into three groups and assign one part of the video to each group. Have each group do a comic-strip showing the sequence of events in their assigned story. Post these strips on the bulletin board.



Suggested Activities

Communication

Invite children to tell about their own experiences related to occurrences which seemed “mysterious” to them. Have each child tell what happened and how he or she figured out the cause. How did he or she feel afterward?

Creative Expression; Movement

Choose one of the vignettes from the video, or let children make their own choices. Invite students to “act out” their own versions of the story, using their own words, movements, facial expressions, etc.

Art; Creative Expression

Have children create their own “magician” puppets out of old socks, scraps of sewing materials and yarns, pipe cleaners, glue, construction paper, etc. Children can use their puppets to perform “magic tricks” for the rest of the class. The puppets can be displayed on a table when not in use.

Communication

If you have a classroom pet, ask children to discuss all the things that must be done to ensure that the pet is well cared for. Write their suggestions on a piece of poster board and display it somewhere near the pet’s cage.

Creative Expression

Have children brainstorm a list of key words and phrases that they can use for situations in which they are trying to figure out how something happened. If necessary, you can start them out with remember, think, etc.

Language Arts

Hold a class discussion on the idea that nothing happens without a cause. Ask volunteers to give some examples of cause and effect, such as what happens to a plant if you forget to water it, what happens to the room if you open a window in the wintertime, what do you do when the fire drill bell rings, etc. Help them understand that there is almost always a cause or causes for events, even though we may never know what they are.



Reading; Language Arts

Ask each child to read one of the books listed in the Bibliography in this Teacher's Guide, and to write or dictate a report on the book he or she has read.

Role Play

With the class, think up stories where feelings of one person are hurt, and how these situations may be resolved. Then ask for volunteers to role play these stories.

Creative Expression; Following Directions

Obtain a book of simple magic tricks and ask children to try their hands at performing some of the tricks. Or perform the tricks yourself and ask children to figure out how they were done.

Mathematics

Give children the following problem: Suppose that Jill had not found her library book and had to pay for it. The price of the book is \$18.00. Jill only has \$9.50.

--How much more money would Jill need to pay for the book?

--If her allowance is \$3.00 a week, how long would it take her to save the money she needs?

Art

Have children choose one of the situations from the video and draw a comic strip that tells the story. Invite them to write in, or dictate, any new dialogue suggestions that they may have. (See the sixth Bulletin Board Starter on page 9.)

Creative Writing

Give children practice in thinking up titles for stories. Have them imagine that each of the following was a separate story which needed a title: "The Great Wizzooni" putting on a magic show; Jill not being able to find her library book; David's parakeet disappearing from its cage; Maria's best friend Peter being angry at her. Ask children to think of a title for each of these stories. Write the suggested titles on the chalkboard. Interested children can design a book cover using the title they like best.



Science

Scientists are always experimenting to see why things happen. Perform some scientific experiments to demonstrate what happens when:

- a) you blow up a balloon
- b) you put a glass over a lighted candle
- c) you put a pot of cold water over a flame
- d) you whip heavy cream

See if students can figure out why these things happen.



Send-Home Page

Dear Family Member,

Your child's class has viewed a video called *How Did That Happen?* This program was designed to help children understand that the "mysterious" things which sometimes happen to them can usually be explained logically and are often the result of something they have done. The video presents scenes in which children were confronted with problems that seemed to have happened "by magic", and shows how in each case they were able to figure out the causes. Here are some ways to help your child use the ideas he or she encountered in this video.

--Ask your child to tell you about the video and what he or she learned from it. These are some of the points that were emphasized:

- Not acting responsibly can cause problems for yourself and for others.
- If you lose something, retracing your steps will often help you to remember what happened to it.
- If you do not understand why someone feels a certain way, try putting yourself in that person's place.

--If your child does not understand something which has happened to him or her recently, sit down with your child and go over all the events which led up to the occurrence. Help your child see that there is usually an explanation for everything, although it may not be obvious at first.

--Discuss with your child the importance of acting responsibly. For instance, if your child has a pet, go over the things which must be done to keep the pet safe and healthy. Discuss what can happen if an animal is not well cared for.

--Share with your child any experiences you may have had in which you simply could not understand why something happened. Discuss the steps you took to figure out how and why it happened.

Here are some books you might read with your child:


Arthur's Computer Disaster by Marc Tolon Brown

Jamaica's Find by Juanita Havill




Grade 1 Take-Home Book

Cut and staple the pages to make a book. Then draw pictures to go with the words.



1 Mollie went to clean the fish bowl.	2 Gwendolyn was not in the water.
3 "Gwendolyn is gone!" she cried.	4 She ran to the kitchen to tell her mother.
5 There was Gwendolyn in a jar of fresh water.	6 "I thought Gwendolyn would like some fresh water until you can clean her bowl," her mother said.




Name: _____ Date: _____

How Did That Happen?

Activity Sheet 1


Is It Magic?

Have you ever wanted to be a magician? Draw a picture of yourself dressed as a magician.



Make up a name for yourself: _____

What kind of a trick would you like to do? How would you do it?



Name: _____ Date: _____

How Did That Happen?

Activity Sheet 2

Fill in the Letters

Here are some words that have letters missing. Fill in the blanks with the right letters. Use the word box if you need help.

trick

how

magic

hole

bird

happen

reason

key

brother

mystery

carrot

friend

h _ l e

f r _ _ n d

m a _ i c

c a _ r o t

b i r _

h a _ _ e n

r e a _ o n


t r i c _

m _ s t e r _

_ r o t h e r

k _ y

h _ w



Name: _____ Date: _____

How Did That Happen?

Activity Sheet 3

The Reason Why

There is always a reason why things happen. Draw a picture to go with each sentence on the left. Then draw a line under the sentence on the right that tells why it happened.


Jill couldn't find her library book.

The reason why:

Someone stole her backpack.

She left the book on the windowsill.

The book disappeared by magic.



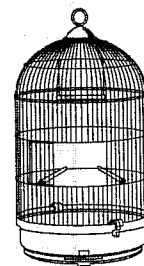
David's parakeet was missing.

The reason why:

David left the cage door open.

The bird opened the cage door.

The bird turned into a cat.




Peter didn't want to be Maria's friend any more.


The reason why:

Someone put a spell on Peter.

Maria had hurt Peter's feelings.

Peter had made new friends.





Name: _____ Date: _____

How Did That Happen?

Activity Sheet 4

Scrambled Words

Unscramble the letters to make a word that fits in each sentence. You may use the words in the box to help you if you like.

1. The Great Wizzooni said that she would do _____ tricks.

G I C A M

2. Every card in the deck was a _____ of diamonds.

U O R F

3. There is always a _____ why something happens.

S N A R O E

4. Jill couldn't find her _____ book.

B I R L R Y A

5. David's bird got out of its _____.

E C G A

6. Peter didn't want to be Maria's _____ anymore.

D R I F E N

7. All these things seemed very _____.

E G A R T S

8. But there were reasons why they _____.

P H P N E A D E

cage

friend

happened


FOUR

library

magic

reason

strange



Name: _____ Date: _____

How Did That Happen?

Activity Sheet 5

What's Your Story?


Did something very strange ever happen to you? Something you just couldn't explain? Write about it.

1. What happened?

2. Why did you think it was strange?

3. Did you figure out the reason it happened? What was it?

4. Draw a picture that tells about it. Or make up a mystery story about what happened. You may write below or on the back of the paper.









Name: _____ Date: _____


How Did That Happen?

Activity Sheet 6

Retrace Your Steps

Think about all the things you've done today, from the time you got up this morning until now. In the boxes below, draw a picture of each thing you did or write a sentence about it. Then to show in what order things happened, draw arrows to connect boxes.





Name: _____ Date: _____

How Did That Happen?


Activity Sheet 7

Magic Happens

Fairy tales tell about things that happen by magic. In each pair of sentences below there is one that tells about something that happens by "magic". Draw a line under the "magic" sentence.

1. The ugly frog turned into a young prince.
The young prince found an ugly frog.
2. Dorothy put on a pair of bright red slippers.
The good witch gave Dorothy a pair of red slippers.
3. A big black crow told Patrick where the gold was buried.
Patrick saw a big black crow on the garden fence.
4. Everything the king touched turned into gold.
The king liked to touch things made out of gold.
5. Jason had a colorful rug in his room.
Jason flew to other lands on his colorful rug.

Now make up a story using one of the "magic" sentences above. Write your story here. Or if you would rather, you may draw a picture about one of the sentences.



Name: _____ Date: _____


How Did That Happen?

Activity Sheet 8

What's the Word?

One word is missing from each sentence. Use your favorite color to draw a circle around the word that fits in the sentence.


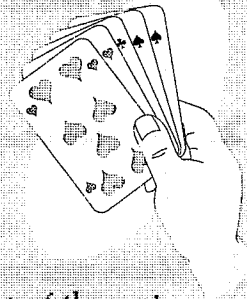
1. Maria asked Peter to _____ to her house.
come came coming
2. Peter said he was never coming over _____.
against again after
3. Maria was surprised that Peter was _____.
anger angry angrily
4. Maria had _____ Peter's feelings.
hit hurt heart
5. Peter was eating a bunch of _____.
carrots carts cuts
6. Maria _____ at Peter.
laugh laughed laughing
7. Peter didn't _____ it was funny.
thin thought think
8. That was the _____ he was mad at Maria.
raisin reason realize
9. Maria finally _____ what she had done.
really realized reason
10. She told Peter she was _____.
sorry sort sadly



Which Came First?

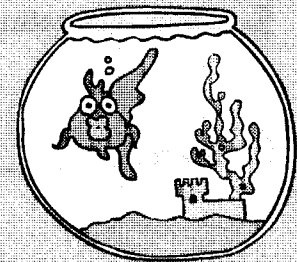
Number the sentences below. What happened first? Second? Third?

1. _____ Wizzooni waved her hand over the deck of cards.
_____ All the cards fell on the floor.
_____ Jill picked a card and put it back in the deck.




2. _____ Wizzooni pulled hot dogs out of the pot.
_____ Wizzooni put broccoli into the pot.
_____ The kids saw how she did the trick.


3. _____ She put her cape over the fishbowl.
_____ When she took the cape off, the fish was still there.
_____ Wizzooni said she would turn a fish into a rabbit.



4. _____ Liana took the key and threw it away.
_____ Wizzooni couldn't get herself free.
_____ Liana handcuffed Wizzooni to a table.

5. _____ Wizzooni told the kids she was a magician.
_____ None of Wizzooni's tricks worked out.
_____ The kids saw that she had no magic powers.






Name: _____ Date: _____

How Did That Happen?

Activity Sheet 10


Faces

Jill was worried when she couldn't find her library book. Draw a picture of Jill's face showing how she felt.




Jill

David was upset because his parakeet was missing. Draw a picture of David's face showing how he felt.




David

Maria was surprised that Peter didn't want to be her friend. Draw a picture of Maria's face showing how she felt.




Maria

Peter was hurt when Maria made fun of him. Draw a picture of Peter's face showing how he felt.



Peter



Name: _____ Date: _____

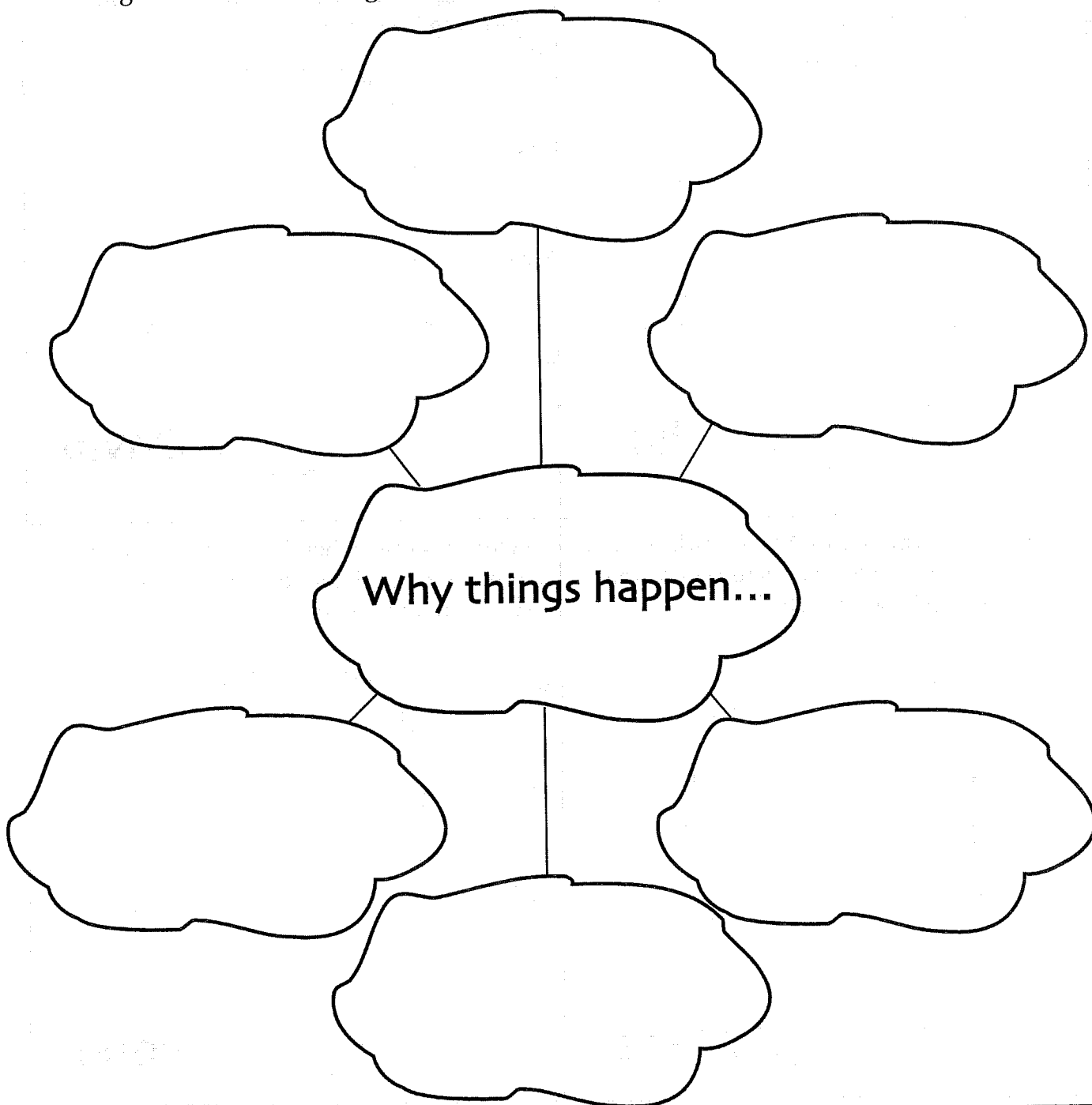
How Did That Happen?


Activity Sheet 11



Thought Bubble

Think about what you have learned about why things happen. Fill in all your thoughts around the Thought Bubble below.





Name: _____ Date: _____

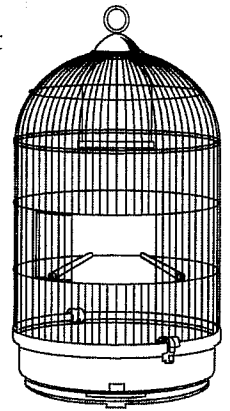
How Did That Happen?


Activity Sheet 12

What's the Reason?

Put a check in front of the best answer to each question.

1. The reason Jill's lunch got squashed was that
 a. she left it on the windowsill.
 b. she put it in her backpack.
 c. she put too many things on top of it.
2. The reason David opened the bird cage in the first place was that
 a. he had to give Oscar food and water.
 b. he wanted to give Oscar some exercise.
 c. he wanted to take Oscar to school with him.
3. The reason Maria made fun of her friend Peter was that
 a. she had always thought he was a jerk.
 b. Peter had been mean to her.
 c. all the other kids were doing it.
4. The reason Wizzooni could not escape from the handcuffs was that
 a. she forgot to bring her extra key.
 b. the other kids stole her key.
 c. she was covered with a tablecloth.
5. The reason Wizzooni's tricks didn't work was that
 a. she didn't really have magic powers.
 b. she didn't practice enough.
 c. both of the above.





Name: _____ Date: _____

How Did That Happen?

Activity Sheet 13



Everyone Has Problems

In each space below write the name of one of your classmates. Draw that person's face. Then ask each of them to tell you about something strange that happened to them. Write down what happened. Then write the reason why it happened.

Name: _____

Strange thing that happened: _____

Reason why it happened: _____



Name: _____


Strange thing that happened: _____


Reason why it happened: _____

Name: _____

Strange thing that happened: _____

Reason why it happened: _____





Name: _____ Date: _____

How Did That Happen?

Activity Sheet 14

What's is a Reason?

Write your own definition of the word "reason".

A reason is _____

Write a sentence using the word "reason".

Think of a reason why each of these things happens. Write the reason on the lines below.

1. Snow melts in the spring.

Reason: _____

2. Most birds do not fly at night.

Reason: _____

3. We cannot travel to the sun.


Reason: _____

4. A fish cannot live out of water.

Reason: _____

Can you think of a word that rhymes with reason?

Write the word:



Name: _____ Date: _____

How Did That Happen?

Activity Sheet 15


Be A Cartoon Artist

Invent two characters who have a problem and are trying to figure out how it happened. Draw them in action. What are they saying to each other? What are they doing?

1	2
---	---

3	4
---	---

5	6
---	---



Name: _____ Date: _____

How Did That Happen?

Activity Sheet 16


Word Find Puzzle

All the words in the box are hiding in the puzzle. Circle each word that you find. Then write a sentence using that word.



T	S	L	A	M	B	Y	C	P	P	C	T
R	K	E	Y	Y	I	H	L	R	I	F	F
I	M	P	Y	S	R	A	P	T	C	G	M
C	I	Y	E	T	D	P	B	A	L	N	I
K	L	S	A	E	A	P	E	M	M	I	E
A	C	C	K	R	A	E	A	A	S	K	S
I	I	C	C	Y	H	N	C	G	N	I	C
R	E	A	S	O	N	A	F	I	S	H	A
S	A	L	T	I	S	S	R	C	P	S	P
M	E	R	G	Y	L	O	S	E	A	E	E

- | | | | |
|--------|---------|-------|-----|
| FISH | MYSTERY | LOSE | KEY |
| ESCAPE | REASON | MAGIC | |
| HAPPEN | TRICK | BIRD | |



Name: _____ Date: _____

How Did That Happen?

Activity Sheet 17

Word Find Puzzle

All the words in the box are hiding in the puzzle. Circle each word that you find. Then write a sentence using that word.




L	I	D	I	S	A	P	P	E	A	R	S	T	L
E	R	M	A	H	S	O	L	V	E	S	E	E	M
R	K	E	P	M	E	R	C	I	S	E	B	E	V
E	P	S	B	O	E	E	K	M	K	L	E	P	I
A	K	R	A	M	S	G	C	A	A	Y	I	T	E
S	H	E	C	K	T	S	R	N	R	G	A	S	T
O	A	A	K	C	R	A	I	E	N	A	I	T	S
N	P	R	P	G	P	R	T	B	A	E	P	C	O
A	P	E	A	V	B	S	L	E	L	A	A	R	P
A	E	A	C	E	Y	C	P	S	K	E	D	D	C
R	N	T	K	M	S	A	R	C	P	I	I	C	E
R	E	T	R	A	C	E	I	I	S	L	S	E	P
N	E	E	I	S	B	R	L	S	A	P	S	I	E
A	T	O	E	C	T	C	E	M	C	O	Y	L	A

TRICK
MAGIC
RETRACE

BACKPACK
TRICK
IMPOSSIBLE

MYSTERY
SOLVE
DISAPPEAR

HAPPEN
ESCAPE
PARAKEET




Name: _____ Date: _____

How Did That Happen?


Activity Sheet 16
Answer Key

Word Find Puzzle

All the words in the box are hiding in the puzzle. Circle each word that you find. Then write a sentence using that word.



- | | | | |
|--------|---------|-------|-----|
| FISH | MYSTERY | LOSE | KEY |
| ESCAPE | REASON | MAGIC | |
| HAPPEN | TRICK | BIRD | |



Name: _____ Date: _____

How Did That Happen?

Activity Sheet 17
Answer Key



Word Find Puzzle

All the words in the box are hiding in the puzzle. Circle each word that you find. Then write a sentence using that word.



L	I	D	I	S	A	P	P	E	A	R	S	T	L
E	R	M	A	H	S	O	L	V	E	S	E	E	M
R	K	E	P	M	E	R	C	I	S	E	B	E	V
E	P	S	B	O	E	E	K	M	K	L	E	P	I
A	K	R	A	M	S	G	C	A	A	Y	I	T	E
S	H	E	C	K	T	S	R	N	R	G	A	S	T
O	A	A	K	C	R	A	I	E	N	A	I	T	S
N	P	R	P	G	P	R	T	B	A	E	P	C	O
A	P	E	A	V	B	S	L	E	L	A	A	R	P
A	E	A	C	E	Y	C	P	S	K	E	D	D	C
R	N	T	K	M	S	A	R	C	P	I	C	E	
R	E	T	R	A	C	E	I	I	S	L	S	E	P
N	E	E	I	S	B	R	L	S	A	P	S	I	E
A	T	O	E	C	T	C	E	M	C	O	Y	L	A

- | | | | |
|---------|------------|-----------|----------|
| TRICK | BACKPACK | MYSTERY | HAPPEN |
| MAGIC | TRICK | SOLVE | ESCAPE |
| RETRACE | IMPOSSIBLE | DISAPPEAR | PARAKEET |



Suggested Reading

Reading for Parents and Educators

Coloroso, Barbara. *Kids Are Worth It! Give Your Child the Gift of Inner Discipline*. Avon Books, 1995. This upbeat book provides parents with solid, practical advice for encouraging their kids to make decisions, take responsibility for their actions, and learn from their mistakes.

Coloroso, Barbara. *A Pocket Guide to Kids Are Worth It!* Somerville House Books, Ltd., 1996. Tips for raising kids that ensure positive results.

Meyers, Mark D. and J. Doyle Casteel. *Dealing with Dilemmas: Coaching Students in Decision-Making*. Goodyear Publishing Co., 1998. Presents situations and dilemmas, then asks students to use their critical thinking skills to work them through.

Nelson, Jane, Ed.D. *Positive Discipline*. Ballantine Books, 1996. Updated and revised, this classic guide for parents and teachers shows how to help children develop self-discipline, responsibility, cooperation, and problem-solving skills.

Rosakis, Laurie. *81 Fresh & Fun Critical Thinking Activities: Engaging Reproducibles and Activities to Develop Kids' Higher-Level Thinking Skills*. Scholastic, 1998. Activities focus on recognizing, recalling, predicting, inferring, evaluating, drawing conclusions, and more.

Schure, Myrna B. *Raising a Thinking Child: Help Your Young Child to Resolve Everyday Conflicts and Get Along with Others*. Pocketbooks, 1996. A step-by-step approach parents can use to teach their children to solve problems.

Schure, Myrna B. *Raising a Thinking Child Workbook*. Henry Holt, 1996. Packed with dozens of activities, this interactive workbook involves children as young as four in learning to think about problems, the feelings of others, possible alternatives, and the consequences of their actions, and have fun at the same time.



Fiction for Grades K-2

Arkin, Alan. *The Lemming Condition*. Harper, 1976. Bubber, a lemming, asks lots of questions and considers the consequences.

Berenstain, Stan, with Jan Berenstain. *The Berenstain Bears and the Blame Game*. Random House, 1997. Shows kids that when a problem occurs, there's always enough blame to go around, and what really matters is to find a way to solve the problem.

Brown, Marc Tolon. *Arthur's Computer Disaster*. Little, Brown & Co., 1997. Arthur's use of his mother's computer without her permission leads to a lesson in taking responsibility for one's actions.

Canning, Shelagh. *Responsibility: Annie Shows Off!* (Adventures from the Book of Virtue, No. 4). Simon Spotlight, 1996. Instead of delivering cakes for her mother as she was supposed to, Annie races Zack and wrecks her bicycle. Her animal friends help her learn about acting responsibility by telling her the story of Daedalus and Icarus and the consequences of reckless behavior.

Crary, Elizabeth. *I Can't Wait*. Parenting Press, 1996. Forced to wait his turn on the tumbling mat, Luke considers alternative solutions.

Crary, Elizabeth. *I'm Frustrated!* Parenting Press, 1992. Having lots of trouble learning to skate, Alex learns that there are ways to handle his feelings other than smashing the skates.

Garay, Luis. *Pedrito's Day*. Orchard Books, 1997. By earning back the money he carelessly lost, Pedrito proves to his mother that he is finally responsible enough for a bicycle.

Giff, Patricia Reilly. *Fish Face*. Dell Yearling, 1984. Having discovered that a classmate is a thief, Emily must decide what to do.

Havill, Juanita. *Jamaica's Find*. Sandpiper, 1987. When she finds a cuddly but well-worn stuffed dog in the park, Jamaica decides to take it home instead of turning it over to Lost and Found.



Honeycutt, Natalie. *Invisible Lissa*. Macmillan, 1985. Lissa decides to challenge the student power structure in her fifth-grade class.

Kline, Suzy. *Herbie Jones and the Dark Attic*. G.P. Putnam, 1992. Having decided to give up his bed to Grandpa and sleep in the attic, Herbie is suddenly beset by second thoughts.

Lindberg, Becky T. *Speak Up, Chelsea Martin!* Whitman, 1992. Encouraged by her mother, Chelsea decides to speak up for herself and deal with the consequences.

Singer, Marilyn. *Twenty Ways to Lose Your Best Friend*. Harper, 1990. Emma decides not to vote for her best friend as the lead in the school play, precipitating a crisis.

Weninger, Brigitte. *Why Are You Fighting, Davy?* North-South/Michael Neugebauer, 1999. Because his bark boat was swept away when his friend Eddie's rock dam collapsed, Davy stomps home in anger.

Additional Resources from Sunburst Visual Media

“Student Workshop: Responsible Me!”

18-minute video for Grades K to 2

“I Said I Would and I Will: Building Character”

18-minute video for Grades K to 2

“Let's Make Up: Learning About Forgiveness”

18-minute video for Grades K to 2

“Parent and Child: Raising Responsible Children”

47-minute video for parents of children in Grades K-5

“Raising Responsible Children”

Pamphlet for parents



Script

Host:

And now, the moment you've all been waiting for. I present to you...The Great Wizzooni!

Wizzooni:

Thank you, thank you. Today I'm going to perform some incredible magic that will amaze you all. First I'll show you one of my astounding card tricks. Here, Jill—pick a card and show it to everyone except me.

Now put it back in the deck—anywhere.

Now I'll use my magic powers to guess your card. Was it the Queen of Hearts?

Jill:

Yeah!

Wizzooni:

And now I'll bring your card to the top of the deck. And here we have—the Queen of Hearts!

Jill and Kids:

How did that happen?

How Did That Happen?

Jill and Kids:

How did that happen?

Wizzooni:

Magic, my friends, magic.

David:

Hey! Every card is the same! That's not fair!

Maria:

Yeah! They're all the Queen of Hearts. You cheated!



Jill:

No wonder you guessed my card right away--you're a phony!

Wizzooni:

I am not! I was just playing a little joke to get things started. Chill out, will ya? Now for my next trick, I'm going to use this pot to cook some delicious...broccoli!

David:

But...that's not a stove, it's just a table.

Jill:

Yeah, how can you cook without a stove?

Maria:

And there's no water in the pot.

Wizzooni:

I have magic powers, remember?

David:

I hate broccoli.

Jill:

So do I.

Maria:

Yeah, me, too. Why do you have to cook broccoli, anyway?

Wizzooni:

Well, as a matter of fact, I don't. You see, I have magically changed the broccoli into...this!

Kids:

How did that happen?

Wizzooni:

Magic, my friends. Magic.

David:

Gosh, how did you do that? That really is magic.



Maria:

Hey, the pot has a hole in it!

Jill:

And so does the table!

David:

You're not a magician, you're a big phony!

Wizzooni:

Listen, you guys, why don't you give me a break? I'm just learning how to do magic tricks, okay! Of course I don't have real magic powers--nobody does.

Host:

The Great Wizzooni may have a lot to learn about doing magic tricks, but she's right when she says that no one has real magic power. There's always a reason why things happen—even very mysterious things. Did something strange ever happen to you, something you just didn't understand? Take Jill, for example...

She had a library book to return, so she put it in her backpack before she left for school...but when she got to the library and opened her backpack, the book was gone.

And David had something strange happen to him...

...He came home from school and discovered his pet parakeet had somehow gotten out of his cage.

And then there was Maria...

She asked her friend Peter what time he was going to come over to her house to play...and he told her that he didn't want to be her friend anymore!

Jill, David and Maria had mysterious things happen to them and they were all wondering the same thing:

Jill, David and Maria:

How did that happen?

Host:

Well, one thing's for sure—none of these things happened by magic. But to our three friends, it sure seemed like that. That is, until they found a way to figure out just what really happened. Let's start with Jill...remember, she thought the



library book she put in her backpack just...disappeared.

Jill:

The book's gone! But I know I put it in my backpack this morning.

Librarian:

I hope you didn't lose it. You know the rules—if you lose a book you have to pay for it. And that was a brand new book.

Jill:

Oh, no. How could it just disappear like that?

Host:

Well the answer is—it couldn't. There's no mystery here—the book is gone for a reason. But what is it? Ms. Dunn, the librarian, is going to give Jill some good advice to help her figure out what happened.

Librarian:

Are you absolutely sure you put the book in your backpack?

Jill:

Yup.

Librarian:

Well, then, why don't you sit down and think—think very carefully about every single thing you did today, from the time you left your house? If you retrace your steps, maybe you'll discover what happened to the book.

Host:

And that's what Jill did. She retraced her steps—she went back over everything she did from the very beginning of the day.

Jill remembered closing up her backpack, putting on her hat and jacket, and going outside to wait for the school bus. She met Bobby at the bus stop.

Jill:

Hi, Bobby.

Bobby:

Hi, Jill. Did you bring in your permission slip for the trip to the aquarium?



Jill:

Yup. My Mom put it in my backpack.

Bobby:

Mine, too. The trip's gonna be fun.

Host:

The school bus came and Jill and Bobby got on. Some of Jill's friends were already on the bus.

Liana:

Hey Jill, did you bring something in for Show and Tell today?

Jill:

Yeah, I brought a beautiful seashell my uncle sent me from Florida. It's in my backpack.

Liana:

I hope it doesn't get broken.

Jill:

I wrapped it up real good.

Host:

When they got to school, Jill went to her room and hung up her coat. When she got to her desk she realized she still had her hat on, so she took it off and stuck it in her backpack. The teacher gave them a spelling lesson, then they worked on their math, and soon it was time for morning play period.

Kenny:

Jill, here's the video I borrowed from you.

Jill:

Thanks, Kenny. Let's see—here, I'll put it in my backpack.

Host:

When the lunch bell rang, Jill got her lunch out of her backpack.

Jill:

Oh, boy, look at all the stuff in here. And I bet my lunch is all the way on the bottom.



Host:

Jill had to take everything out of her backpack to get to her lunch.

Jill:

What a mess!

Host:

Then she started to put everything into her backpack again.

Liana:

Hey, Jill, hurry up.

Jill:

Okay, okay, I'm coming.

Host:

Now Jill was in a hurry, and she got careless. She grabbed all her things off the window sill and shoved them into her backpack.

Liana:

Jill, come ON!

Host

...all except one. She left her library book on the windowsill and ran off to the lunchroom. She ate her squashed cheese sandwich with her friends and forgot all about the book until:

Jill:

The windowsill! That's it!

Librarian:

Did you say something?

Jill:

I left my book on the windowsill in my classroom. Now I remember!

Librarian:

I'm so happy, Jill. I knew if you retraced all your steps for today, you'd figure out where you left the book.



Jill:

Thanks Ms. Dunn. I'll go and get the book right now!

Host:

So the mystery was solved, and it wasn't a mystery at all. The book didn't disappear by magic. It wasn't where it was supposed to be because of something Jill did. She forgot to put it back. So Jill learned that when you can't find something, retrace your steps, go back over everything you did. That might help you answer the question: How did that happen?

Wizzooni:

Maybe I better practice some more before I go back on stage. Ladies and gentlemen, now, right before your eyes, watch as I—The Great Wizzooni— change this bowl of goldfish into a cute, fluffy rabbit. I place my magic cape over this bowl, wave my magic wand, and Abracabara!...maybe I better work on this some more.

Host:

While The Great Wizzooni tries to turn a bowl of goldfish into a rabbit, David is trying to solve the mystery of what happened to his parakeet. Remember David, he came home from school one day and discovered that the parakeet wasn't in his cage. How did that happen?

Dad:

David, we have a problem. Oscar isn't in his cage.

David:

What! He has to be. He can't get out. It's impossible.

Dad:

Obviously, it is not impossible.

David:

We have to find him!

Dad:

I've already looked all over this part of the house. Let's go upstairs and see if he's up there.

David:

Mom, I found him! He's here! Hurry up!



Dad:

Oh, thank goodness you found him. Come here, Oscar, it's all right now...oh, the poor thing is shaking.

David:

Oh, Oscar, I'm so glad to see you.

Dad:

Let's put him back. There. He looks very happy to be home again.

David:

I don't know how he could have gotten out of his cage?

Dad:

Well, there has to be a reason. The cage didn't open itself. Did you clean Oscar's cage and give him fresh food and water this morning?

David:

Yes...

Dad

Well, you must have forgotten to close the cage.

David:

I did close it —honest!

Dad:

David, cage doors don't open by magic. And we all know, Oscar didn't do it himself. So, let's go back. Think—what was the first thing you did when you came downstairs this morning? Where did you go?

David:

I went into the kitchen and had breakfast, like I always do.

Dad:

Then...

David

You told me to make sure to feed Oscar.



Dad:

And,

David:

I got some water and I went inside and uncovered his cage.

Dad:

Did you open the door?

David:

Sure. I had to open it to put the water in his dish.

Dad:

And did you close the door?

David:

Of course. I wouldn't leave the door open...

Dad:

Think, David. What was the next thing that happened?

David:

Let's see...Dad told me to hurry up 'cause it was getting late and he was waiting for me...

Dad:

And did you hurry?

David:

Sure. I ran back up to my room to get my jacket...

Dad:

Did you close the cage door first?

David:

No. I ran right out to the garage. I forgot all about Oscar.

Dad:

Well, that's one mystery solved. David, from now on I want you to be extra careful and make sure you concentrate on what you're doing. Isn't that right, Oscar?



Host:

Retracing his steps helped David figure out how the cage door got left opened. It wasn't magic. It was something he did—well, really something he didn't do. He didn't lock the cage. And now that he knows how it happened, he'll probably be more careful in the future. David learned his lesson. Let's see how The Great Wizooni is doing.

Wizzooni:

Abracadabra. Something tells me this isn't going to work. I better come up with another trick...I know, the disappearing act. That always gets 'em...

Host:

While The Great Wizooni works on her disappearing act, let's look in on Maria. Remember? She was all excited because her friend Peter was coming over to play. But instead of telling her what time he'd be there, Peter told her that he was mad at her and didn't want to be her friend!

Maria:

You're coming over today, right?

Peter:

No. Wrong.

Maria:

What?

Peter:

I'm not coming over today—or any day—or ever again!

Maria:

Huh?

Mom:

I just got a call from Peter's mother. She said he's not coming over.

Maria:

I know.

Mom:

Do you know why?



Maria:

No. It was like magic. One minute he was my friend, the next minute he wasn't.

Mom:

Did you two have a fight?

Maria:

No.

Mom:

Some kind of argument?

Maria:

No. He just said he didn't want to be my friend.

Mom:

Something must have happened for him to say that.

Maria:

I don't know what?

Mom:

Well it doesn't seem likely that he'd be so upset for no reason. The two of you are best friends. Think. Did you say something to upset him?

Maria:

No.

Mom:

Or hurt his feelings?

Maria:

Hmmm...maybe...but he's just being silly.

Mom:

Tell me what happened.

Maria:

Well, today we were having lunch and...



Bobby:

Hey, look at Peter Rabbit eating his carrots.

Kenny:

Hey, Rabbit can I have a carrot.

Bobby:

"What's up, doc?"

Maria:

Peter Rabbit—that's pretty funny.

Peter:

No, it's not.

Liana:

Yes, it is.

Kenny:

Hey, Rabbit-head—can I have a carrot?

Maria:

Me, too!

Mom:

So you made fun of him?

Maria:

It was a joke.

Mom:

Not to him.

Maria:

And it wasn't just me.

Mom:

You could tell he didn't like it.

Maria:

But I didn't mean anything by it.



Mom:

Maria, would you have liked it if he laughed at you—in front of everyone else?

Maria:

I guess not.

Mom:

Well, at least now you know what happened to make him mad. He didn't feel that way for no reason.

Maria:

What should I do?

Mom:

Why don't you apologize? I bet if you say you're sorry, you'll be able to make up.

Host:

When Maria thought about what happened, she realized that Peter had a reason for feeling the way he did. So she said she was sorry and everything turned out okay.... That reminds me... Let's go see how things are turning out for 'The Great Wizzooni.'

Wizzooni:

And now for my final trick, I'm going to let one of you chain me to this table and throw away the key. I will magically escape in less than a minute.

Kid:

Okay, Wizzooni, let's see you get out of there!

Wizzooni:

I'll be out in a minute, just watch.

Kids:

Hurry up, Wizzooni, time's almost up

Wizzooni:

I'm coming! I'm coming! Where's my other key? Oh, don't tell me I forgot my other key!

Kids:

We're waiting for the Great Escape, Wizzooni.



Wizzooni:

Oh, be quiet! Somebody get me out of here! I'm stuck!

Kids:

How did that happen?

The End

