

#10530 INTERIOR DESIGN: THE BASICS!

LEARNING ZONEXPRESS 2001

Grade Level: 9-13+

23 Minutes

2 Instructional Graphics Included



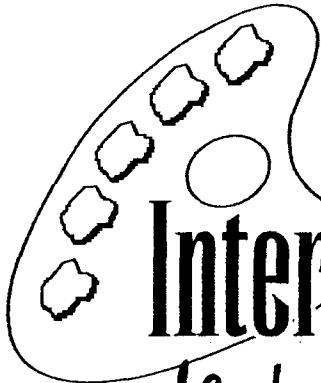
CAPTIONED MEDIA PROGRAM RELATED RESOURCES

[#8115 HANDS-ON SERIES: SELECTING CARPET](#)

[#8732 FURNISHING AND DECORATING YOUR FIRST APARTMENT](#)

[#8954 WINDOW TREATMENT BASICS](#)

[#9590 HOW TO BUY QUALITY FURNITURE](#)



Interior Design

the basics!

NAME _____

HOUR _____

Video Worksheet

1. Why would someone hire an interior designer?

2. What three questions do you want to ask?

3. What's the first step in determining your favorite style?

4. Eight different design styles are presented. List three and circle your favorite.

5. What does your lifestyle demand from your décor? List three.



6. What is a floor plan? How do you create it?

What is a focal point? Give examples.

7. What is traffic flow?

8. What is a conversation area?

9. Why does a floor plan help you determine your furniture needs?

10. Why is color important in a room?

11. What gives a neutral color scheme interest?

12. What gives a monochromatic color scheme interest?

13. What gives an analogous color scheme interest?

14. What gives a complementary color scheme interest?

15. When you pick out fabrics, where should you start?

16. List the 3 types of light that designers work with.

17. Most rooms require all three of these to be well lit. What are they?

18. Accessories personalize a room and reinforce the design concept that you've chosen.
About how much should be allowed for accessories?

19. What accessories are your favorites?

20. What were two new design tips you learned from this video?



Video Worksheet

Teacher's Key

1. Why would someone hire an interior designer?
You might hire an interior designer because you feel you don't have the knowledge or confidence to create a comfortable environment. Every room needs to have a concept.
2. What three questions do you want to ask?
 - *What is your personal style?*
 - *Who's going to be using this room?*
 - *The room's function—how will the room be used?*
3. What's the first step in determining your favorite style?
Look and study. Use magazines. You can go to furniture stores or visit other houses.
4. Eight different design styles are presented. List three and circle your favorite.
 - 18th Century English & American Style furniture**
 - *Very formal, traditional, and timeless*
 - *Detailed ornamental carvings - American traditional is less decorated than English*
 - *Often cherry or mahogany wood*
 - Arts & Crafts or Mission furniture**
 - *Simple, durable, and comfortable*
 - *Popular in early 1900s*
 - *Almost always oak wood*
 - American Country or Cottage furniture**
 - *Casual, cheerful, and colorful*
 - *Mixing patterns and textures – floral, stripes, and plaids*
 - *Mixing iron, wicker, painted, and unpainted furniture*
 - *Great style for collectors and antiques*
 - Lodge or Rustic furniture**
 - *Casual and relaxed*
 - *"Scene" and plaid fabrics*
 - *Originally produced by guides in the Adirondack, NY resorts during winter months.*
 - *The stick patterns of the furniture followed popular quilt designs.*



European Country

- **Floral prints, painted and decorated wood, tweeds, fringes, iron frames, and needlepoint accessories**
- **Relaxed, warm look**

Soft Contemporary

- **Inspired by California design**
- **Large, overstuffed furniture**
- **Neutral colors and natural textures**
- **Soft, harmonious feeling with same colors**

International Contemporary

- **Use of color in artwork**
- **Use of metals like steel, chrome, and copper**
- **Lighting gives special effects**
- **Unique shapes of upholstered furniture**

Eclectic

- **Difficult style to look good because you're combining elements and styles that don't go together**
- **Use color, scale, and proportion to make it work**

5. What does your lifestyle demand from your décor? List three.

- **Describe your family. Don't forget your pets.**
- **How will the room be used? Does it need to serve more than one purpose?**
- **Is your lifestyle casual or formal?**
- **Is this your permanent home?**
- **How important is neatness to you?**
- **Name one or two things that you like or don't like in a room.**
- **What feeling do you want in a room?**
- **Is there a piece of furniture that has to be in the room?**
- **Describe the most beautiful room that you have ever seen.**
- **Give a brief definition of your taste and the objects that you would enjoy having around you.**

6. What is a floor plan? How do you create it?

Measure the dimensions of your room with a metal tape measure. Transfer these dimensions onto 1/4" graph paper using a scale of 1/4" = 1 foot. Include windows, doors, etc. Cut additional graph paper to represent furniture sizes and place on room's graph paper.

What is a focal point? Give examples.

A focal point is a visual center of gravity that everything else in the room stands in relationship to. Fireplace, Large window, Mirror, Large piece of furniture, or Artwork are examples.

7. What is traffic flow?

Traffic flow is the most direct path for people to move into and through the room.

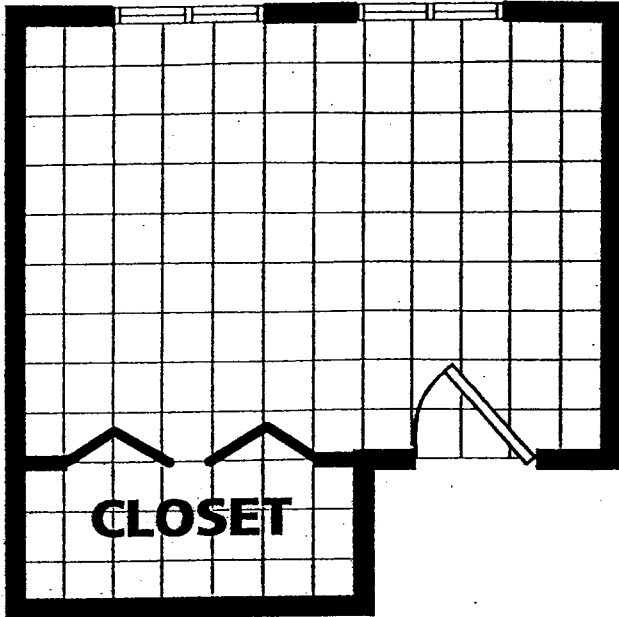
8. What is a conversation area?
A conversation area is seating within 12 feet so people can comfortably speak to one another.
9. Why does a floor plan help you determine your furniture needs?
The graph paper shows you visually how much space you'll have for furniture. Then you can make your list before shopping and know what you need... not just what you want.
10. Why is color important in a room?
Color can be used to heighten or lower the energy level and emotional tone of the room.
11. What gives a neutral color scheme interest?
Patterns and texture give a neutral color scheme interest.
12. What gives a monochromatic color scheme interest?
The use of a single color in darker and lighter values gives a monochromatic color scheme interest.
13. What gives an analogous color scheme interest?
Two or three colors that are next to each other on the color wheel (within 90 degrees) are emotionally calming.
14. What gives a complementary color scheme interest?
Contrast and excitement give a complementary color scheme interest because the colors are across from each other on the color wheel.
15. When you pick out fabrics, where should you start?
You should start with an item you really like, such as a sofa, rug, or bedspread.
16. List the 3 types of light that designers work with.
 - ***Natural light – daylight from your windows or a skylight***
 - ***Architectural light – lights that are part of the house such as overhead lights or wall sconces***
 - ***Portable light – any light with a plug***
17. Most rooms require all three of these to be well lit. What are they?
 - ***Ambient – light from ceiling fixtures, the general level of light in the room***
 - ***Task – a specific type of light you need for reading, cooking, etc.***
 - ***Accent – lighting to create a mood or excitement***
18. Accessories personalize a room and reinforce the design concept that you've chosen.
About how much should be allowed for accessories?
One-third of your budget should be allowed for accessories.
19. What accessories are your favorites?
Personal answer.
20. What were two new design tips you learned from this video?
Personal answer.



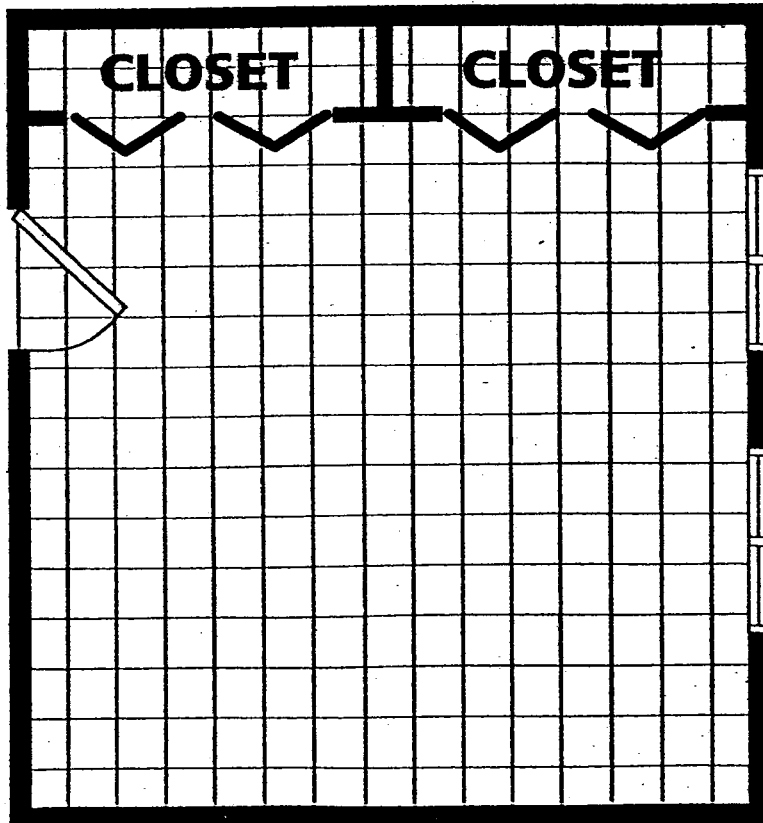
Name: _____
Hour: _____

Personal Space

GOAL: ...organize an existing space.

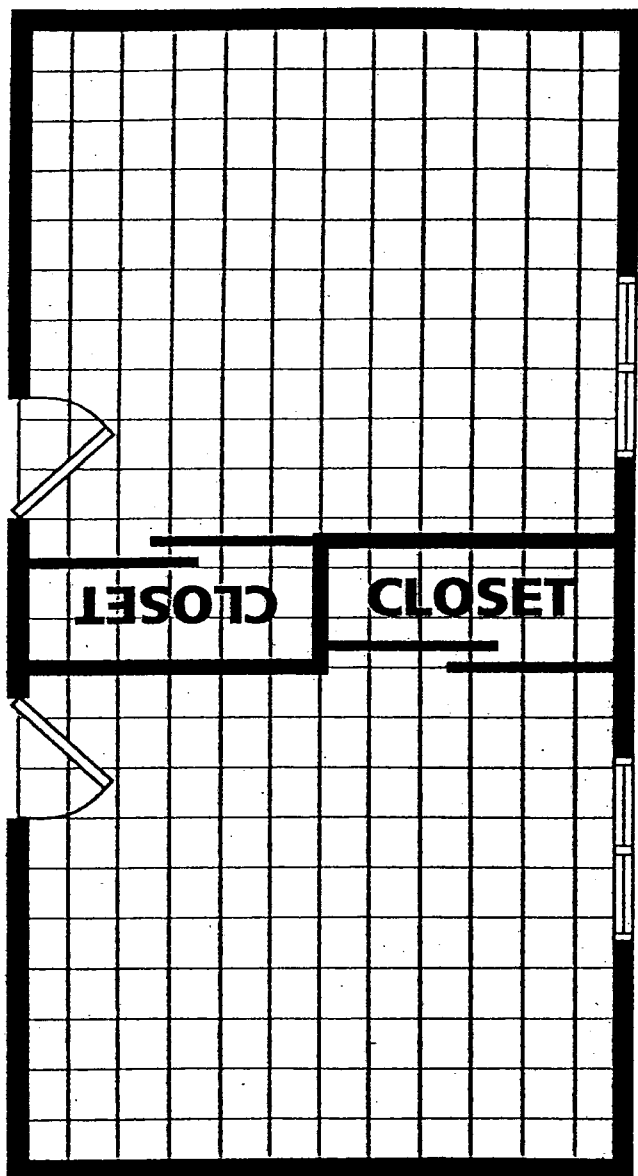



Arrange furniture in this bedroom the way you would like it to be if it was your room



This bedroom you must share with a sibling. Arrange the furniture to fit those needs.

Personal Space



The challenge in organizing the space in these bedrooms is to use the same furniture in each, but arrange it differently.

Personal Space - Furnishings

