

#10079

ONE ZILLION VALENTINES

WESTON WOODS STUDIOS, 1998

Grade Level: K-3

6 mins.

DESCRIPTION

Two enterprising friends, Milton and Marvin, prove that valentines are for everyone. They make, give away, and sell their valentines, and in the end, find they have earned enough money for a very special valentine of their own. Animated version of the book by Frank Modell.

ACADEMIC STANDARDS

Subject Area: Health


- Standard: Knows how to maintain mental and emotional health
 - ♦ Benchmark: Knows behaviors that communicate care, consideration, and respect of self and others (including those with disabilities or handicapping conditions) (See INSTRUCTIONAL GOALS 1 and 2.)

Subject Area: Language Arts–Reading

- Standard: Uses reading skills and strategies to understand and interpret a variety of literary texts
 - ♦ Benchmark: Uses reading skills and strategies to understand a variety of familiar literary passages and texts (e.g., fairy tales, folktales, fiction, nonfiction, legends, fables, myths, poems, nursery rhymes, picture books, predictable books) (See INSTRUCTIONAL GOALS 3.)

INSTRUCTIONAL GOALS

1. To explore the concept of giving and receiving on Valentine’s Day.
2. To illustrate a positive friend relationship.
3. To promote the reading of children’s literature.




VOCABULARY

- | | |
|--------------------|----------------|
| 1. colored pencils | 8. scissors |
| 2. crayons | 9. send |
| 3. everybody | 10. street |
| 4. heart | 11. surprised |
| 5. make | 12. valentines |
| 6. paints | 13. zillion |
| 7. paper | |

BEFORE SHOWING

1. Discuss Valentine's Day. What is your favorite thing to give on this special day? What do you enjoy receiving?
2. Share a wide variety of valentines, including old-fashioned valentines, humorous valentines, and hand-made valentines. Discuss:
 - a. Which one is your favorite? Why?
 - b. Where have you seen some of these valentines?
 - c. Which do you think were the most difficult to make?
 - d. Which valentines make you feel the happiest?
3. Read the book *One Zillion Valentines* by Frank Modell. Discuss Marvin's and Milton's personalities. How are they similar? Different?



AFTER SHOWING

Discussion Items and Questions

1. What was Marvin's favorite day? What would he buy if he had a lot of money? Why?
2. What did Milton and Marvin do when they got home? What did they use?
3. Describe the different kinds of hearts they made.
4. What did Marvin and Milton do with the valentines? Why didn't they mail them? How did Marvin and Milton feel after delivering the valentines?
5. How did the neighbors feel when they saw their valentines?
6. What did Marvin and Milton do with the extra valentines? Why?
7. Why was Milton sad when they sold all of the valentines? How did Marvin solve the problem of possibly not getting a valentine? Was this a good solution?

Applications and Activities


1. Create hand-made valentines to give to friends or family members. Provide paper, scissors, glue, crayons, markers, and glitter. Discuss favorite parts of the creations.
2. Discuss giving and receiving. Review the different kinds of giving and receiving activities in the story. Ask:
 - a. How do you feel when you give someone a gift?
 - b. How does it feel to receive a special gift from someone?
 - c. How does it feel to receive a gift that is hand made?
 - d. What is your favorite kind of gift?
 - e. Does a gift have to be an object? What other kinds of gifts can you give and receive?
3. Discuss mail.
 - a. Share the different kinds of mail that people receive.
 - b. Recall the most favorite item that arrived in the mail.
 - c. Name something you would like to get in the mail.

C a p t i o n e d M e d i a P r o g r a m

- d. Review the mailing process. Visit a post office to observe each step in the mailing process.
- e. Write notes to parents or other family members. Stamp and mail them.
4. Research and report on the history of Valentine's Day or on the symbols and practices of Valentines Day.
5. Share some simple Valentine's Day-related verses or rhymes. Discuss. Create original rhymes for Valentine's Day.
6. Read other Valentine's Day books.
 - a. *Valentine Poems* by Myra Cohen Livingston.
 - b. *How Spider Saved Valentine's Day* by Robert Kraus.
 - c. *Valentine Bears* by Eve Bunting.
 - d. *Junie B. Jones and the Mushy Gushy Valentine* by Barbara Park.
 - e. *Valentine Mice!* By Bethany Roberts.

SUMMARY

Marvin and his friend Milton know that in order to get a valentine, you have to give one. So they make a zillion—and have enough to give away, enough to sell, and even a special one to share with each other.



CMP RELATED RESOURCES

- [Cat & Canary #3219](#)
- [Max's Christmas #2312](#)
- [Monty #3271](#)

World Wide Web

The following Web sites complement the contents of this guide; they were selected by professionals who have experience in teaching deaf and hard of hearing students. Every effort was made to select accurate, educationally relevant, and "kid safe" sites. However, teachers should preview them before use. The U.S. Department of Education, the National Association of the Deaf, and the Captioned Media Program do not endorse the sites and are not responsible for their content.

• VALENTINES

http://abcteach.com/directory/theme_units/month_to_month/b_february/valentines_day/

This is a part of <http://www.abcteach.com>. Here is a list of activities, drawings, word searches and games related to Valentine's Day.

- **MY FUZZY WUZZY VALENTINE**

<http://www.thevirtualvine.com/valentines.html>

This is a collection of bulletin board ideas, poems, games, activities, links, and lists of related books on the subject of Valentine's Day.

- **HISTORY OF THE VALENTINE**

<http://familyinternet.about.com/gi/dynamic/offsite.htm?site=http%3A%2F%2Ftechdirect.com%2Fvalentine%2Fhistory.html>

This site not only contains information on Valentines Day history, but links to recipes and art ideas.

- **FRIENDSHIP**

<http://olc.spsd.sk.ca/DE/resources/friendship%20unit/>

This site from a school district in Canada provides a 42-page unit plan on friendship using children's literature. It contains activities for reading, writing, speaking, listening, the arts, math, and social studies and covers making friends and friendly behavior, difficulties in friendships, mixed-gender friendships, intergenerational friendships, interracial and cross cultural friendships, imaginary friends, and loss of a friend.