



#10009 THE ZOO CREW

BIG KIDS PRODUCTIONS, INC., 1995

Grade Level: 2-5

30 mins.

1 Instructional Graphic Enclosed

DESCRIPTION

Mr. Charlie introduces three children to the people who keep the zoo operating smoothly. The zookeeper and crew make sure the animals have food and water and that the grounds and cages are clean. The nutritionist is responsible for food storage and preparation, while the vet keeps the animals healthy. Exhibit builders work hard to provide the animals with as natural a habitat as possible. The children learn there are many different jobs at the zoo.



ACADEMIC STANDARDS

Subject Area: Science—Life Sciences

- Standard: Understands relationships among organisms and their physical environment
 - ♦ Benchmark: Knows that plants and animals need certain resources for energy and growth (e.g., food, water, light, air) (See INSTRUCTIONAL GOALS 2 and 3.)
 - ♦ Benchmark: Knows that living things are found almost everywhere in the world and that distinct environments support the life of different types of plants and animals (See INSTRUCTIONAL GOALS 1.)
 - ♦ Benchmark: Knows that all organisms (including humans) cause changes in their environments, and these changes can be beneficial or detrimental (See INSTRUCTIONAL GOALS 4.)

Subject Area: Life Skills—Life Work

- Standard: Makes general preparation for entering the work force
 - ♦ Benchmark: Analyzes a current job and its future possibilities (See INSTRUCTIONAL GOALS 2 and 3.)

INSTRUCTIONAL GOALS

1. To observe animals that live in a zoo.
2. To examine the responsibilities of people who work in a zoo.
3. To explain the function of a commissary, a nursery, and a medical program at a zoo.
4. To emphasize the importance of preserving the environments in which animals live.

VOCABULARY

- | | | |
|-------------------|------------------|------------------|
| 1. adventure | 6. herbivores | 11. observation |
| 2. animal trainer | 7. manicure | 12. omnivores |
| 3. carnivores | 8. marsupial | 13. safari |
| 4. commissary | 9. nursery | 14. veterinarian |
| 5. creature | 10. nutritionist | 15. zookeeper |

BEFORE SHOWING

1. Display various toy animals. Classify them as farm animals, zoo animals, or pets.
2. Conduct a survey to find which zoo animals are the most popular.
3. Discuss past personal experiences on trips to the zoo.
4. Discuss what kinds of jobs are available for people who want to work with animals.

DURING SHOWING

1. View the video more than once, with one showing uninterrupted.
2. Pause at some of the sections showing the animals and point out the name of the animal in the caption.
3. Pause at the sections when each of the children returns from their magic trip. Review what the children learned on their trip.

AFTER SHOWING

Discussion Items and Questions


1. What are some of the responsibilities of zookeepers?
2. How are the responsibilities of pet owners and zookeepers alike and unlike?
3. Name some animals that should not be petted.
4. How do the zookeepers make life more exciting for the animals?
5. What are the responsibilities of the zoo cook?
6. Which animals are carnivores? Herbivores? Omnivores?
7. How many pounds of fruits and vegetables do elephants eat a day?
8. How is a zoo veterinarian's job different from that of a veterinarian who doctors pets?
9. How can veterinarians tell when an animal is sick?
10. What is a dart gun used for?
11. Why do zoos have an animal nursery?
12. What are some ways that people can help take care of the rivers, oceans, jungles, and woods where animals live?

Applications and Activities

1. Create a chart about zookeepers, nutritionists, veterinarians, and animal trainers. Research what their jobs are and what training is required.
2. Complete the worksheet "Zoo Workers." (See INSTRUCTIONAL GRAPHIC.)

C a p t i o n e d M e d i a P r o g r a m

3. Report on the advantages and disadvantages of natural and man-made habitats for animals.
4. Visit the local zoo, and take digital pictures of the animals. Create a slide show, and include information about each animal.
5. Draw a large map of a zoo. Cut out pictures of animals, and paste in the proper location.
6. Design animal masks from paper plates, pieces of felt, or grocery bags.
7. Make a video tape about zoo workers. Dress up like the zoo workers mentioned in the video, and explain the job of each. Use stuffed animals as props.
8. Invite a representative from the local zoo to explain various career opportunities available in a zoo.
9. Research animals commonly seen at a zoo.
10. Report on various foods that zoo kitchens prepare to meet each animal's nutritional needs.
11. Research how zoos acquire animals. What laws and requirements must be met before an animal is placed in a zoo?
12. Make a list of imaginary food for zoo animals. Use words that start with the same letter (i.e., crocodile crackers, leopard lemon pie).
13. Read the book *I Want to be a Zookeeper* by Daniel Liebman.
14. Play the game SIMON SAYS but use the words "the zookeeper says."
15. Design and color animal postcards. Write a note describing an experience at a zoo.
16. Make a set of animal trivia cards. Research trivia about various zoo animals (i.e., largest size, amount of food eaten daily, unusual habits).
17. Draw a large world map. Tack small pictures of animals seen in the video on the locations of their natural habitats.



CMP RELATED RESOURCES

- [At Home with Zoo Animals #3212](#)
- [The Big Zoo #10007](#)

World Wide Web



The following Web sites complement the contents of this guide; they were selected by professionals who have experience in teaching deaf and hard of hearing students. Every effort was made to select accurate, educationally relevant, and "kid safe" sites. However, teachers should preview them before use. The U.S. Department of Education, the National Association of the Deaf, and the Captioned Media Program do not endorse the sites and are not responsible for their content.

- **SAN ANTONIO ZOO**

<http://www.sazoo-aq.org/flashstart.html>

Contains information about animals kept at the zoo. Also includes job listings with a description of the functions of each.

- **BECOMING A ZOO VETERINARIAN**

<http://www.tcnj.edu/~wilson21/>

Describes what a zoo veterinarian does, and lists education requirements. Includes a photo gallery of animals.

- **THE BIG ZOO.COM**

<http://www.thebigzoo.com/>

Contains a link to a virtual zoo with information about diet, habitat, and social lives of animals. Includes games and animal news headlines.




- **KIDS CLICK: SCIENCE AND MATH**

<http://sunsite.berkeley.edu/KidsClick!/topscie.html>

Contains links to sites that have activities and information about animals, such as educational games, a multimedia tour, fun facts, and trivia. Also has links to many major zoos.

INSTRUCTIONAL GRAPHIC

- ZOO WORKERS



Zoo Workers




Directions: Match the job to the correct zoo worker.

a. Zookeeper

b. Veterinarian

c. Nutritionist

d. Nursery worker



_____ 1. I work in the zoo commissary.

_____ 2. I make sure the animals have food and water.

_____ 3. I clean the places where the animals live.

_____ 4. I sometimes use x-rays to find out why an animal is hurting.

_____ 5. I help the baby animals if the mothers can't nurse or care for them.

_____ 6. I keep an animal's hair combed and cleaned.

_____ 7. I make sure each animal has a balanced diet.

_____ 8. I work in the zoo clinic.

_____ 9. I trim the animals' nails.

_____ 10. I sometimes make special treats for the animals.

_____ 11. I give the animals a full checkup and clean their teeth.

_____ 12. I give the animals showers when needed.

_____ 13. I get the food and feed the animals.