


#10001 ANIMALS & ME EATING

BIG KIDS PRODUCTIONS, INC., 1994

Grade/Interest Level: 2-5

30 mins.

1 Instructional Graphic Enclosed



DESCRIPTION

What do chimpanzees, Kodiak bears, and elephants eat? How do they get their food? Three children explore the similarities and differences between themselves and animals and the foods they eat. Shows close-ups of various animals eating and drinking, but focuses on chimps, bears, and elephants. Covers other characteristics of these three animals in addition to what they eat.

ACADEMIC STANDARDS

Subject Area: Science—Life Science

- Standard: Understands the structure and function of cells and organisms
 - ◆ Benchmark: Knows the basic needs of plants and animals (e.g., air, water, nutrients, light or food, shelter) (See INSTRUCTIONAL GOALS 1.)
 - ◆ Benchmark: Knows that living organisms have distinct structures and body systems that serve specific functions in growth, survival, and reproduction (e.g., various body structures for walking, flying, or swimming) (See INSTRUCTIONAL GOALS 2.)
- Standard: Understands relationships among organisms and their physical environment
 - ◆ Benchmark: Knows that plants and animals need certain resources for energy and growth (e.g., food, water, light, air) (See INSTRUCTIONAL GOALS 1.)
 - ◆ Benchmark: Knows that living things are found almost everywhere in the world and that distinct environments support the life of different types of plants and animals (See INSTRUCTIONAL GOALS 3.)

INSTRUCTIONAL GOALS

1. To observe what kinds of food certain animals eat.
2. To point out body features of animals that help them obtain food.
3. To observe the environments in which certain animals live.

VOCABULARY

- | | |
|-----------------|-----------------|
| 1. chimpanzee | 9. matriarch |
| 2. claws | 10. pound (hit) |
| 3. cub | 11. omnivores |
| 4. elephant | 12. salmon |
| 5. groom | 13. termites |
| 6. herd | 14. trunk |
| 7. hibernate | 15. twigs |
| 8. Kodiak bears | |

BEFORE SHOWING

1. Obtain menus from various fast-food restaurants and choose favorite foods.
2. Draw the food pyramid, and point out the importance of each food group.
3. Display pictures of a chimpanzee, a bear, and an elephant.
 - a. Where do these animals live?
 - b. What foods do you think these animals eat?
 - c. Do these animals have choices of what foods they can eat?

DURING SHOWING

1. View the video more than once, with one showing uninterrupted.
2. Pause at the section showing the chimpanzee pounding the nuts with a rock. List the tools that humans use to crack nuts.
3. Pause at the section showing the chimpanzees grooming each other. Discuss how chimpanzees and humans are alike and different in their grooming habits.
4. Pause at the section where the chimpanzees show affection and other emotions. Compare their facial expressions with that of humans.
5. Pause at the scene showing the bear eating the salmon after the catch. How do humans prepare fish before they eat it?
6. Pause at the section showing the elephant chewing on a branch and using the fingerlike projections on the trunk to turn the twig. For what other skills are the "fingers" useful?

AFTER SHOWING

Discussion Questions

1. How are the bodies of chimpanzees and humans alike, and how are they different?
2. What are some favorite foods of chimpanzees, and how do they get these foods?
3. Which parts of the chimpanzees' bodies enable them to handle food like they do?
4. How do baby chimpanzees learn to eat?

C a p t i o n e d M e d i a P r o g r a m

5. What do chimpanzees do when they are not eating?
6. Why are chimpanzees considered to be smart?
7. How are the bodies of bears and humans alike, and how are they different?
8. What are some favorite foods of bears?
9. What special skills must a bear have in order to catch fish in the water?
10. What is special about the size of Kodiak bears?
11. Why are bears especially hungry at the end of winter?
12. In what other places do bears usually search for food?
13. Why is it not safe to pet a real bear?
14. How are the bodies of elephants and humans alike, and how are they different?
15. What kinds of foods do elephants eat?
16. Why do elephants need to eat large amounts of food each day?
17. What does the elephant use its trunk for?
18. Does a baby elephant use its trunk?
19. Who is considered the leader of a herd of elephants? Where does the elephant father go?
20. Do elephants eat other animals?
21. Why do elephants eat dirt?
22. Why do elephants take mud baths?

Applications and Activities

1. Design a chart about chimpanzees, bears, and elephants. Use an online encyclopedia to fill in the information needed. Consider the following categories:
 - a. Habitat.
 - b. Feeding habits.
 - c. Average size.
 - d. Gestation period.
 - e. Number of offspring.
 - f. Length of weaning.
 - g. Sleeping habits.
 - h. Other interesting facts.
2. Make a trifold board display showing how various animals eat. Include the animals shown in the video.
3. Develop math problems related to the video.
 - a. A grown-up chimpanzee can eat 50 bananas in one meal. How many chimpanzees will eat 100 bananas? 250 bananas? 325 bananas?
 - b. The Kodiak bears are the largest bears in the world. Research to find how tall they can grow and how much they can weigh. Compare this with other kinds of bears.
 - c. What is the average weight of food elephants must eat daily to stay healthy. How much food will a herd of 20 elephants need to eat?
4. Complete informational sentences about each animal. (See INSTRUCTIONAL GRAPHIC.)
5. Draw a map of the world and point out the countries where chimpanzees, bears, and elephants live. Use colored tacks to locate the countries.
6. Research and make a list of chimpanzee trivia. Examples include:

C a p t i o n e d M e d i a P r o g r a m

- a. Chimpanzees may live up to 50 years, and they gray with age.
 - b. Male chimpanzees will drum the ground and scream to show dominance.
 - c. Some chimpanzees can learn sign language.
 - d. Chimpanzee mothers carry their babies everywhere.
7. Design a flow chart or web of various other kinds of bears. Include information such as where they live and what kinds of food they eat.
 8. Present a report on hibernation. Include information such as the purpose of hibernation, the length of time, and the heart rate and temperature of a hibernating bear.
 9. Research and make a list of bear facts. Examples include:
 - a. Bears have a strong sense of smell that is seven times more powerful than dogs.
 - b. Bears have an excellent memory that helps them return to abundant food locations each year.
 - c. Bear attacks are extremely rare.
 - d. Some baby bears are the size of a rat when they are born.
 10. Have a forest ranger or park official report on bear safety.
 11. Make a chart showing the differences between African elephants and Asian elephants.
 12. Using plaster of paris, make footprints of a chimpanzee, a bear, and an elephant.
 13. Research and make a list of elephant trivia. Examples include:
 - a. An elephant's skin is 2-4 centimeters thick but it is very sensitive.
 - b. An elephant flaps its ears to stay cool.
 - c. An elephant's brain is about four times the size of a human's brain.
 - d. An elephant can draw about four gallons of water into its trunk without squirting it out.
 14. Using rubber stamps of chimpanzees, bears, or elephants, create bookmarks or stationary.
 15. Make animal rocks. Find a picture of a chimpanzee, bear, or elephant. Using acrylic paint and thick brushes, paint the animal on a smooth rock.

CMP RELATED RESOURCES

- [How Animals Get Their Food #2395](#)

World Wide Web



The following Web sites complement the contents of this guide; they were selected by professionals who have experience in teaching deaf and hard of hearing students. Every effort was made to select accurate, educationally relevant, and "kid safe" sites. However, teachers should preview them before use. The U.S. Department of Education, the National Association of the Deaf, and the Captioned Media Program do not endorse the sites and are not responsible for their content.

- **JGI CENTER FOR PRIMATE STUDIES**



<http://www.discoverchimpanzees.org/>

Contains information about chimpanzees in narrative form and interactive form. Includes a chimpanzee match game, videos showing various behaviors, an activity using bodies and faces to recognize different chimpanzees, and activities that can be downloaded to print out.

- **THE BEAR DEN**

<http://www.bearden.org/>

Contains information about bears, fact sheets on the eight species of bears, a matching activity, a bear quiz, and links to other sites about bears.

- **INTRODUCTION TO ELEPHANT COUNTRY**

<http://www.elephantcountryweb.com/intro.html>

Contains information, pictures, and stories about elephants. Includes thumbnail pictures of elephants, elephant quotes, and a history about circus elephants.

- **CREATURE FEATURE**



http://www.nationalgeographic.com/kids/creature_feature/0112/chimps.html

Contains a fun fact section about chimpanzees, as well as an audio clip of chimpanzee sounds, a map, an e-postcard, and printable coloring book of various animals.

- **ENCHANTED LEARNING**

<http://www.enchantedlearning.com/subjects/mammals/elephant/>

Includes general information about elephants, printouts on elephants, and an elephant quiz.

INSTRUCTIONAL GRAPHIC

- IF I WERE A . . .

If I Were A . . .

IF I WERE A CHIMPANZEE . . .

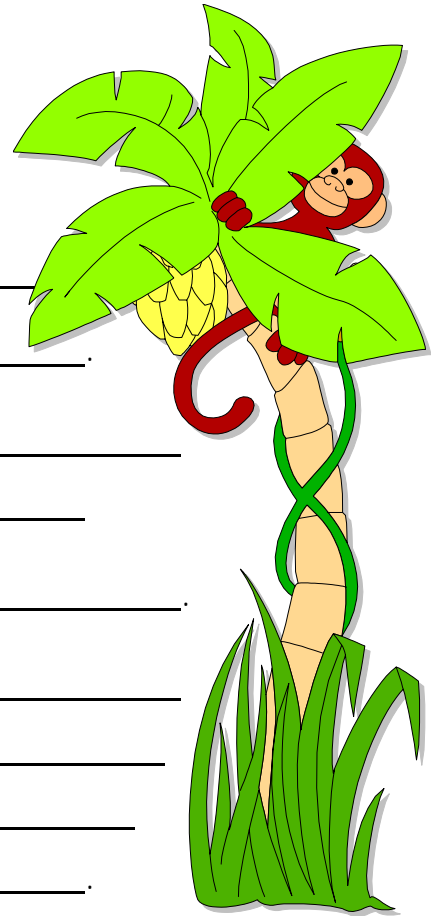
1. My name would be _____.
2. My home would be in _____
_____.
3. My favorite foods would be _____

_____.
4. In my free time I would _____

_____.
5. I would sleep in a _____

_____.
6. I would communicate with other chimpanzees by _____

_____.



Captioned Media Program

If I Were A . . .

IF I WERE A BEAR . . .



1. My name would be _____.
2. My home would be in _____
_____.
3. My favorite foods would be _____

_____.
4. In my free time I would _____

_____.
5. I would sleep in a _____


_____.
6. I would communicate with other bears by _____

_____.

Captioned Media Program

If I Were A . . .

IF I WERE AN ELEPHANT . . .



1. My name would be _____.
2. My home would be in _____
_____.
3. My favorite foods would be _____

_____.
4. In my free time I would _____

_____.
5. I would sleep in a _____

_____.
6. I would communicate with other elephants by _____

_____.

Captioned Media Program